

SMS BANKING

Paying your bills is more convenient

2
EZY!



BSP

Billpay

Now you can pay bills easily by typing ***277#** and following the prompts. Visit a BSP branch near you to register your account with the nominated billers provided. You will assign a 4 digit TAG (like an abbreviated code) for each registered billing account you nominate.

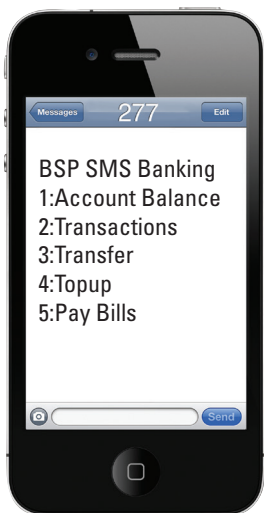

*Note that Digicel users can also send String Text to **277** by typing **Bpay TAG amount**.



Digicel

Step 1

Call ***277#**

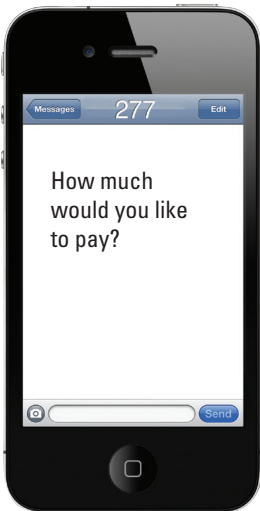
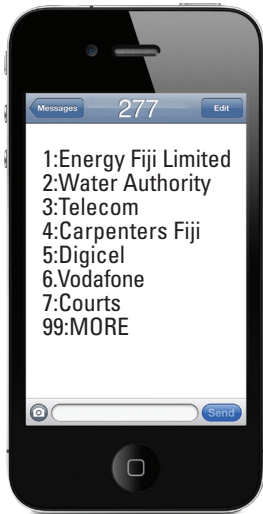


Step 2

Select **option 5** for Billpay

Step 3

As an example, let's pay an EFL bill. Select **option 1** for EFL.

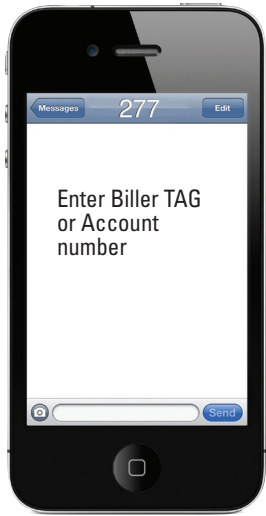


Step 4

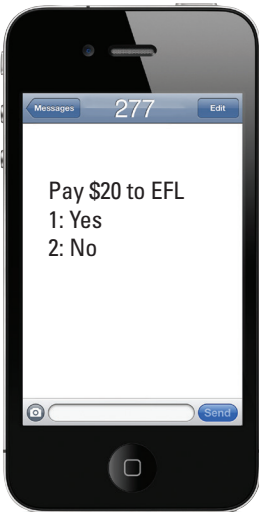
Enter the amount you wish to pay

Step 5

Enter the TAG for your biller. When you registered for SMS Banking, you would have assigned a TAG. If you cannot remember your biller TAG, please contact the BSP Customer Care Centre on 132 888.



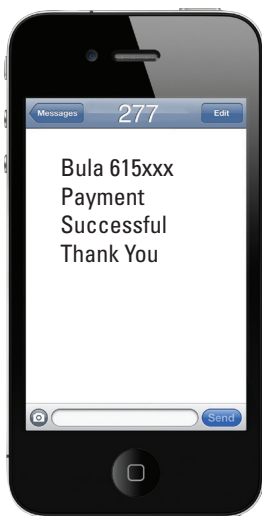
Step 6



Confirm Amount

Step 7

You will receive a text confirming your payment



Please Note:

1. Do not use "\$".
2. Amount ranges from \$2 to a maximum of \$1000.
3. To add your biller TAG(s), visit any BSP bank branch to register.
4. Normal SMS charges will be applied by mobile network operators.

SMS BANKING.. 2 EZY!

BANK ANYTIME. BANK ANYWHERE.
Just use your mobile phone.

To register, visit a branch with:

- 1 Your BSP account number and details
- 2 Mobile phone number
- 3 Details of your 'registered payee(s)' account number(s) and name(s)
- 4 Fill in a registration form today

IMPORTANT NOTICE

To find out more about the *Fees & Charges, Interest Rates, Identification Requirements, Terms & Conditions* and BSP's products or services, please:

☎ 132 888

✉ bula@bsp.com.fj

🌐 bsp.com.fj

👤 Visit your nearest BSP branch

🌐 SWIFT Code - BOSPFJFJ
BSB Number - 069

