

SMS BANKING

Access your Credit Card account



BSP

Access your Credit Card Account

Now checking balances or making repayments on your Credit Card Account is easy!

You will have to assign a 4 digit TAG (an abbreviated code eg. MCXX) for your registered Credit Card. Your TAG can be any combination of letters only.

There are two ways to access your Credit Card Account on your mobile phone:

1. Send the following String Text messages to 277:
 - For Balance enquiry type **BALCC TAG**
 - To make a Repayment type **PAYCC TAG amount**

Note the space between CC and TAG and amount

2. USSD - Dial ***277#** then follow the prompts.



Digicel

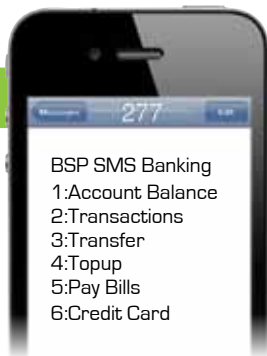


Step 1

Call ***277#**

Step 2

Select
option 6 for
Credit Card



1. Balance Enquiry

To check your Credit Card Account balance



Step 1

Select **option 1** for Balance

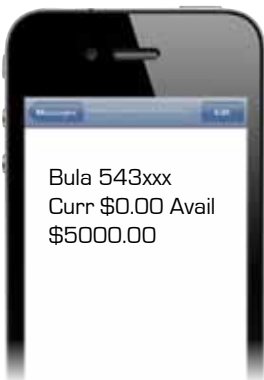
Step 2

Enter your Credit Card TAG



Step 3

SMS Banking responds



(In this example, 543 is the first 3 digits of the Credit Card number)

2. Repayment

To make a Credit Card Account repayment



Step 1

Select **option 2** for Repayment

Step 2

Enter the amount you wish to pay



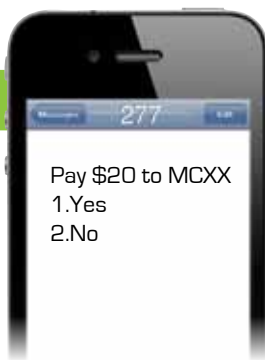
Step 3

Enter your Credit Card TAG

When you registered for Credit Card services on SMS Banking, you would have assigned a TAG. If you cannot remember your TAG, please contact the BSP Customer Care Centre on 132 888.

Step 4

Confirm amount



Step 5

A unique reference number for the successful transaction will be displayed

(In this example, 675 is the first 3 digits of the deposit account number. 494796 is the Credit Card payment receipt number.)

Please Note:

1. Do not use "\$" when entering amounts.
2. Amount ranges from \$2 to a maximum of \$1,000.
3. A charge will be made to your debit account for each Repayment transaction. Refer to *Fees & Charges* brochures.
4. Normal SMS charges will be applied by mobile network operators.
5. Service is available exclusively to primary credit card account holders only.
6. The primary credit card account holder can register more than one account for this service.

SMS BANKING.. 2 EZY!

BANK ANYTIME. BANK ANYWHERE.

Just use your mobile phone.

To register call 132 888 or visit a branch with:

- 1 Your BSP account number + details
- 2 Mobile phone number
- 3 Details of your 'registered' Credit Card account with your preferred TAG
- 4 Fill in a registration form today

IMPORTANT NOTICE

To find out more about the *Fees & Charges, Interest Rates, Identification Requirements, Terms & Conditions* and BSP's products or services, please:

 132 888

 CustomerCare@bsp.com.fj

 www.bsp.com.fj

 Visit your nearest BSP branch

Banking Hours

Monday : 9.30am to 4.00pm

Tuesday - Friday : 9.00am to 4.00pm

Saturday : 10.00am to 1.00pm

(selected branches only)

 SWIFT Code - BOSPFJFJ

BSB Number - 069

